




TIMBER PAVILION
collection



timber pavilions

OUR BEAUTIFUL TIMBER FRAME PAVILIONS ARE BUILT FOR STRENGTH AND STYLE WITH SOLID WOOD BEAMS



Timber frame pavilions are an instant backyard classic, and are the perfect structure for anywhere people gather to socialize or relax, or they can be used for carports, boathouses and more. Kits include rough-sawn, traditional beams complemented by 1/4" steel plate joinery for unparalleled strength, and beautiful tongue and groove southern yellow pine 2 x 6 undersheathing. Each is sized and packaged per your specifications.

EASTERN WHITE PINE

The beautiful timbers used in your pavilion are locally sourced from carefully managed forests, including some from the Great Smoky Mountains. The white pines are a timeless American treasure, used to build countless cabins and barns of early settlers, and still loved by the region's residents today.

Cover: **28' x 30' Pavilion** stained in Cavern Oak. Roof is Dual Black Shingles at 8/12 roof pitch.

Below: **10' x 12' Pavilion** stained in Cavern Oak. Roof is Standing Seam Metal in Copper Penny at 6/12 roof pitch with optional 24" overhangs.



CUSTOMIZE YOUR PAVILION



CHOOSE YOUR OPTIONS


1 SIZE

Select typical pavilion sizes that fit your location, or discuss custom size options with us.

10' x 10'	12' x 12'	16' x 16'
10' x 14'	12' x 20'	16' x 20'
10' x 16'	12' x 16'	16' x 24'
10' x 20'	12' x 24'	16' x 32'

2 STAIN COLOR

Choose your favorite stain color. *See physical samples for accurate product color.*




3 ROOFING MATERIALS

Metal Available in standard panels, or upgrade to standing seam metal

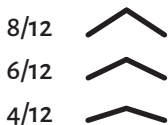


Asphalt Shingles



4 ROOF OPTIONS

Roof Pitch



Overhang Extension

Extend overhangs to 24" for additional roof space and shade

5 FOUNDATION

Any timber pavilion requires a level concrete pad or concrete piers for installation. Contact us if you have any questions about site preparation.

TIMBER PAVILIONS
create a backyard escape

12' x 20' Pavilion
stained in Bryce
Butternut. Roof is
Galvalume Metal
at 8/12 roof pitch.

